

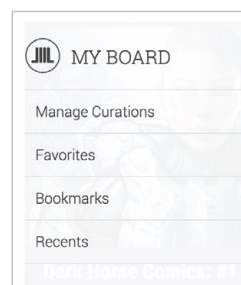
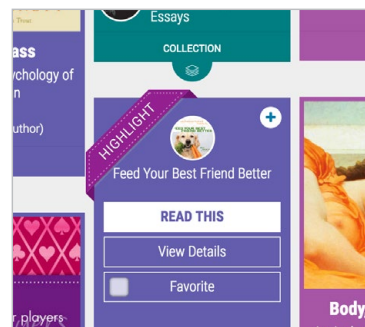


biblioboard desk curations

BiblioBoard's Desk Curations feature is an exciting way to provide patrons with a truly personalized library experience. With Desk Curations you can create a custom homepage featuring hand-picked, multimedia content from any module in your BiblioBoard subscription. These curations can be created, managed, and updated all directly from your BiblioBoard Library account on the web, tablets, and mobile devices.

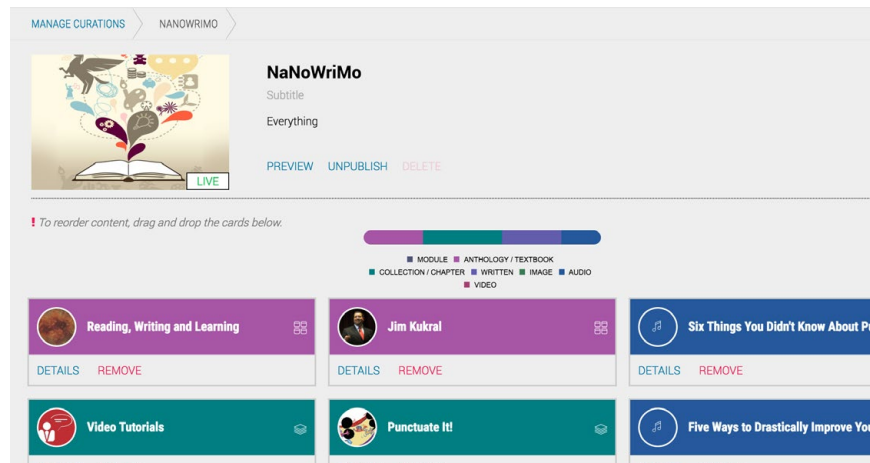
Getting Started

- Select any topic or theme.
- Search for relevant content.
- Add any combination of individual books, articles, documents, images, video, and audio files as well as entire Collections, Anthologies, and Modules by selecting the + sign in the top right corner of the item's tile or details page.
- A curation can have content added or removed at any time, even after it is live.
- To edit and publish the new curation select Menu > My Board > Manage Curations.



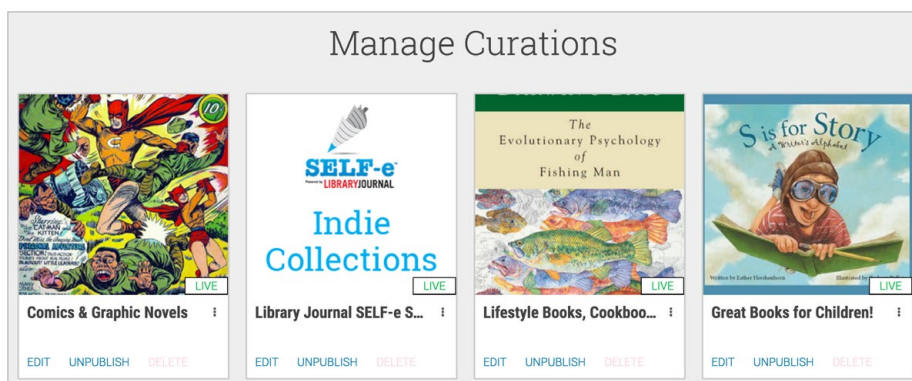
Publishing a Curation

- Select edit to give the curation a subtitle, description, and curation image.
- Below, control the order of the content with the ease of drag and drop technology.
- A curation requires at least one piece of content, a title, a description, and a curation image in order to be published.
- Once these components are added, you can Preview, Publish, and Unpublish your curations from this Manage Curations interface at any time.



Publishing a Curation

- Direct patrons straight to the most relevant or engaging content your library is offering at any given moment by managing the order in which these curations appear on the homepage.
- Using the same drag and drop technology, move curations around on the Manage Curations page to set and change their order at any time.



**Need further assistance customizing your BiblioBoard experience?
Contact us at libraryrelations@biblioboard.com**